

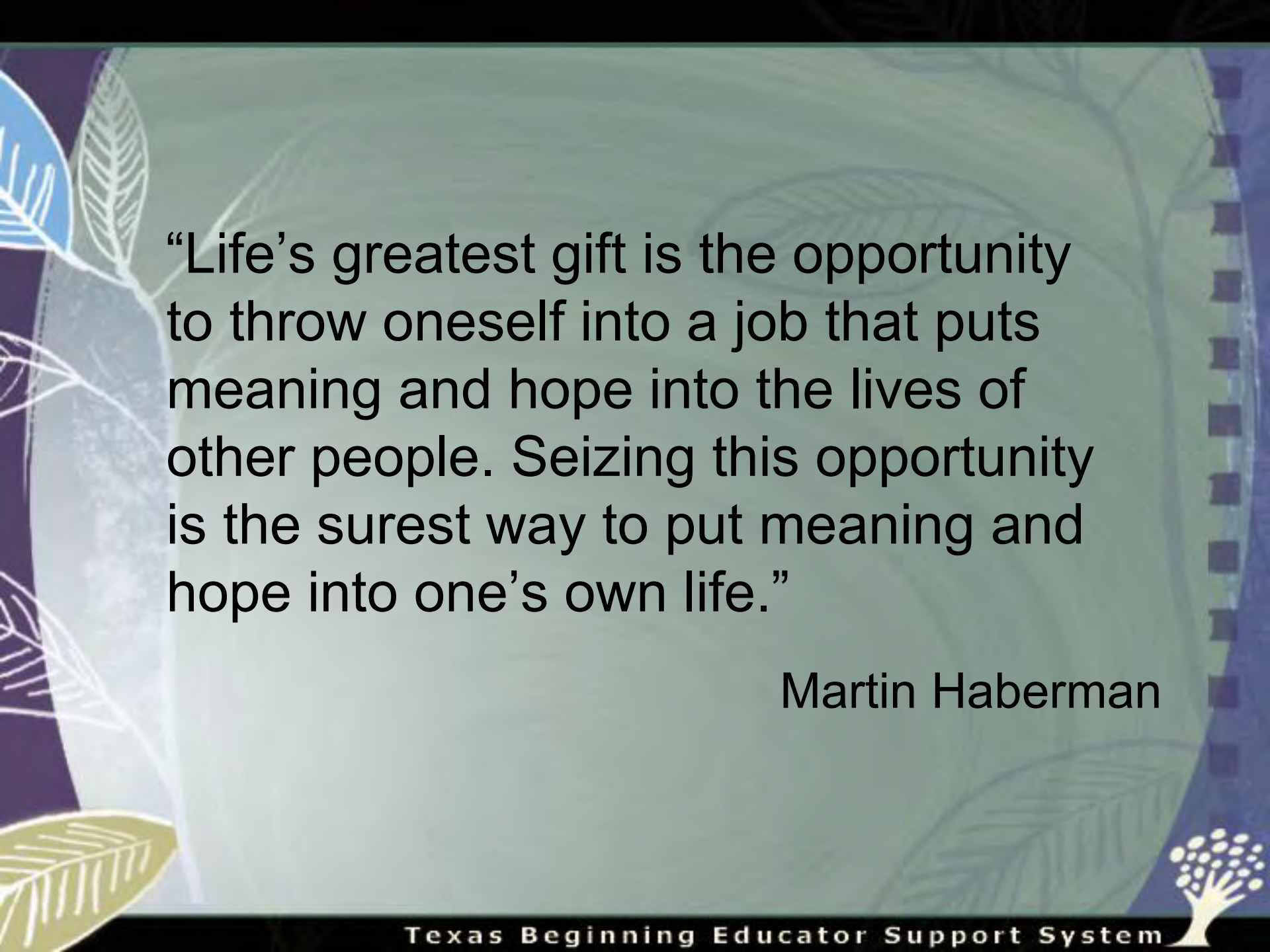
# The following materials have been modified from TEA TxBESS training.

- 1. Do not “run” this slideshow but instead click through individual slides on the left allowing you to read the notes provided in the white box at the bottom of the slide.
- 2. When you have completed all three modules, please follow instructions to email completion information.



A stylized illustration of a tree where the trunk is a black hand with fingers spread, and the canopy is composed of numerous black oval shapes. The background is a gradient from dark purple on the left to light blue on the right. There are several leaf illustrations: some are white outlines on a dark background, and one is a solid yellow-green leaf with white veins. The text "Phases and Stages of Clinical Teacher Development" is written in large, white, bold, sans-serif font on the left side of the image.

# Phases and Stages of Clinical Teacher Development



“Life’s greatest gift is the opportunity to throw oneself into a job that puts meaning and hope into the lives of other people. Seizing this opportunity is the surest way to put meaning and hope into one’s own life.”

Martin Haberman

# Goals

- To become familiar with two models of clinical teacher development
- To gain awareness of how support varies based on the teacher's stage of development



# Survey Question



What are the most commonly reported challenges for clinical teachers as reported by clinical teachers?



# Clinical Teachers Most Often Report These Challenges:

9. Relations with colleagues
8. Students' personal problems
7. Insufficient materials and supplies
6. Evaluating student work
5. Planning class work
4. Parent relations
3. Dealing with individual differences
2. Motivating students
1. Classroom discipline



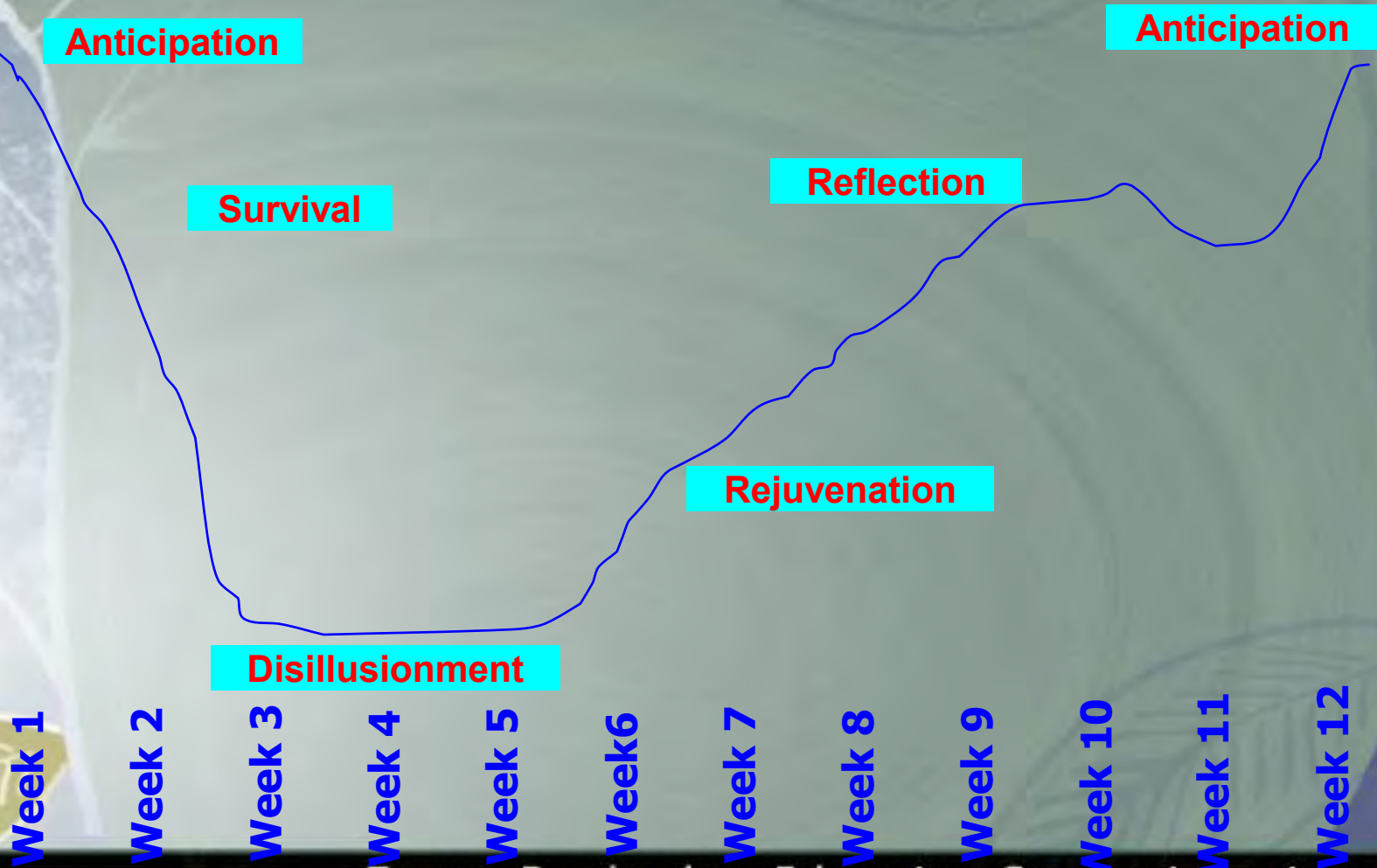
# What Would a Clinical Teacher Say in...?



- Weeks 1 – 4
- Weeks 5 – 8
- Weeks 9 - 12



# Phases of Teaching





# Phase One: Anticipation

- Begins during clinical teaching
- Is marked by romanticizing and a commitment to making a difference
- Carries through the first weeks of school



# Phase Two: Survival

- Reality hits.
- Student teachers in this stage are primarily focused on self.
- Some key Survival phase questions
  - How am I doing?
  - Will I make it?
  - Do others approve of my performance?



# Phase Three: Disillusionment

- Extensive time commitment—seventy hours per week
- High stress
- Self-doubt
- Lower self-esteem



# Phase Four: Rejuvenation

- Focus on time and task
- Some key Rejuvenation Phase questions
  - Is there a better way?
  - How can I do all that is expected of me?
  - How can I improve this?

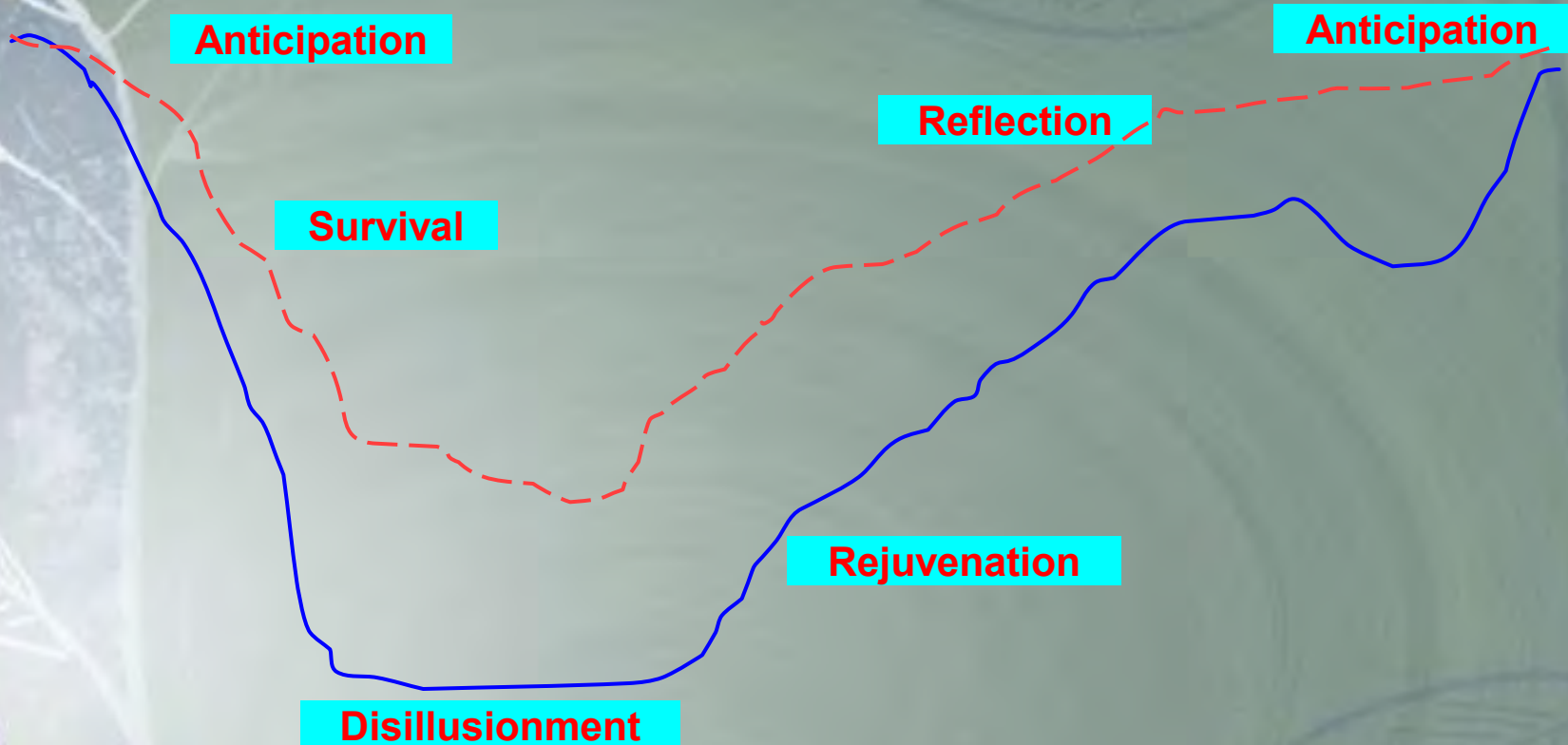


# Phase Five: Reflection

- Assessment of impact on students
- Focus on student learning
- Some key Reflection Phase questions
  - Are students learning?
  - What are students learning?
  - How can I raise achievement levels?
  - Is this meaningful to students?



# Phases of Teaching Revisited



# Developmental Stages of Concern

Frances Fuller (1969) asked teachers to describe their chief concerns about teaching. The study resulted in the identification of three developmental levels of teacher concern.



# The Stages of Concern

Stage 1: Survival

Stage 2: Task

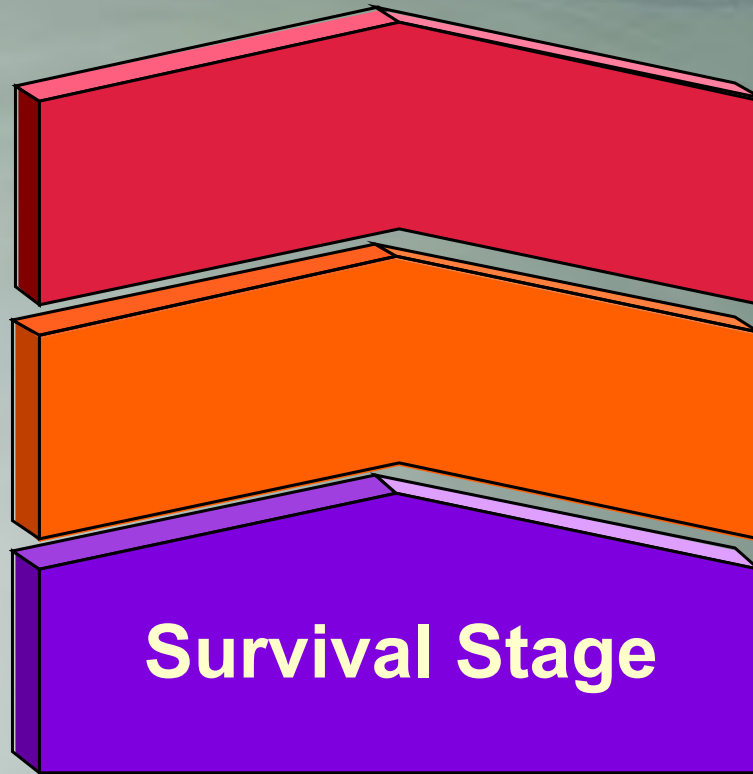
Stage 3: Impact





# Stage 1

## The **SURVIVAL** Stage



**Stage One**

**Self**

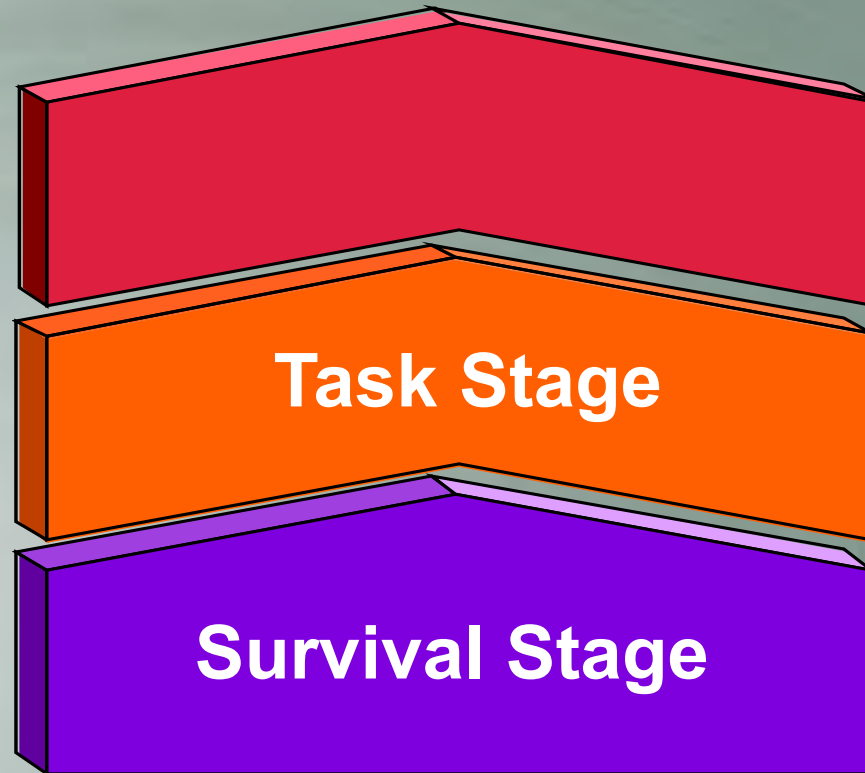


# Stage 2

## The **TASK** Stage

**Stage Two**

**Stage One**



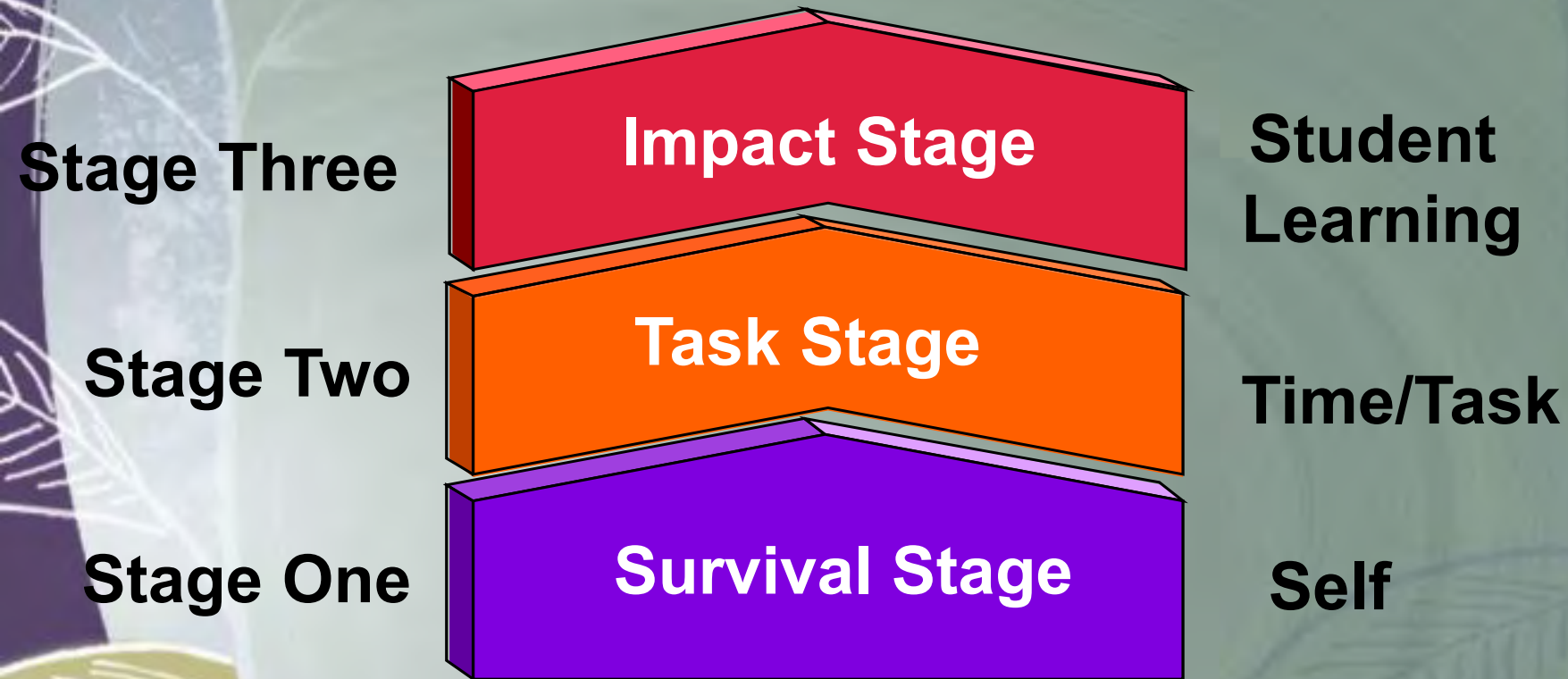
**Time/  
Task**

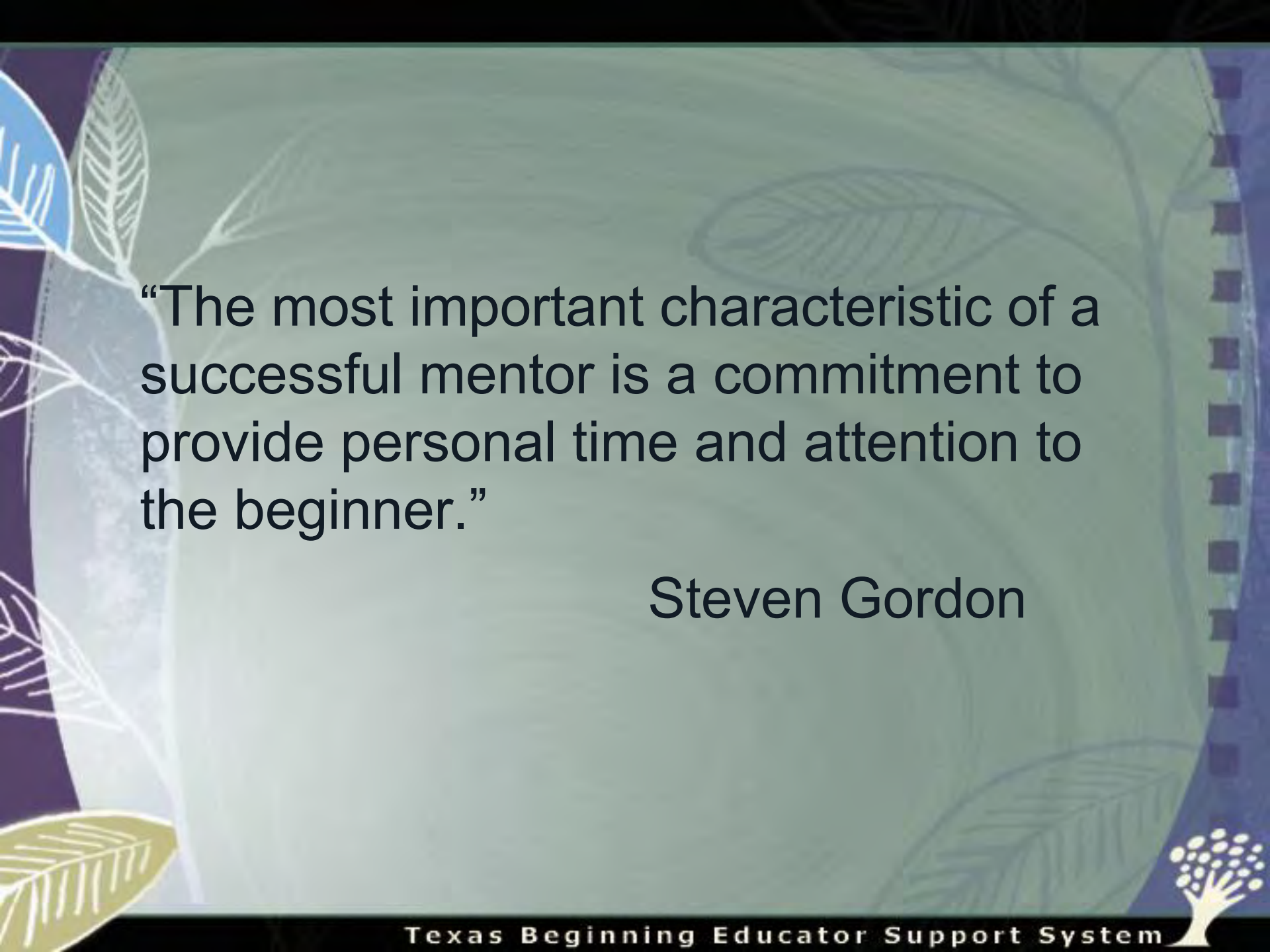
**Self**



# Stage 3

## The **IMPACT** Stage





“The most important characteristic of a successful mentor is a commitment to provide personal time and attention to the beginner.”

Steven Gordon



# Contact Information

Olivia Elmore, Ph.D.

Director: Center for the Preparation of  
Professional Educators (CPPE)

College of Education & Behavioral  
Sciences

Houston Baptist University

[oelmore@hbu.edu](mailto:oelmore@hbu.edu)

281-649-3647

