

HOUSTON BAPTIST UNIVERSITY

Career & Calling

“DISCOVER. DECLARE. DECIDE. DESTINY.”

HBU Legacy Survey Report (August 2016)

SUMMARY

The Office of Career and Calling has reviewed, analyzed, and synthesized data provided by 74 of the August 2016 graduates. 57 graduates actually made it to the end of the survey. This is the first graduate survey administered by the Office of Career and Calling where a majority of graduates provided information regarding their career and graduate school plans as well as how they utilized services and resources while enrolled at Houston Baptist University. The survey was completed by undergraduates and graduate students.

More than 78% of the August 2016 graduates are either working full-time or have been accepted to/seeking graduate school. 26% reported being unemployed and seeking employment at the time of the survey which is administered prior to graduation. August 2016 graduates consisted mainly of Education and Business students. Employment trends from this cohort show a strong hiring apparatus within the College of Education. 8 out of the 74 graduates reported working at Houston Independent School District. The Office of Career and Calling has presided over an overwhelming level of interest from school districts for HBU Huskies. Half of the 52 Employers attending the Fall Career Fair on October 13th were schools. Roughly 40% of graduates reported working in the Education Field including: Colleges, Universities, Private, Charter, and Public Schools. Nearly 20% reported working in Healthcare which the Office of Career and Calling includes Human Services and Social Work in this field. Another 14% reported working in Oil& Gas which included Manufacturing and Utilities. Similarly, 14% reported working in General Business which included Automotive, Retail, Accounting and Finance as well as Banking. The Office of Career and Calling projects these numbers to positively change as more Industry-Focused Career Fairs come online in the 2016-2017 school year. Here are just some of the employers who have hired the August 2016 Cohort:

Houston Independent School District, Schlumberger, The Harris Center for Mental Health & IDD, BBVAA Compass, Cameron International, The Kinkaid School, Gulf State Engineering, Diggs Construction, Marriot, Alief ISD, Fort Bend ISD, United Health Group.

54% of respondents reported salaries above \$50,000. 13% of graduates reported salaries above \$75,000. The Office of Career and Calling projects the salaries are heavily influenced by the graduate student cohort as well as Education Majors who reported working at HISD which has a starting teacher salary of \$51,500. The Office of Career and Calling projects these salaries to increase as more of the business industry is engaged to come to HBU to recruit Huskies. HBU already has a strong recruiting apparatus for Education Majors as previously mentioned as well as Nursing & Allied Health as will be realized in the December & May Cohort.

The Office of Career and Calling increased the number of Industry-Focused Career Fairs, became fully staffed in November of 2016, and thus launched its new Community Internship/Co-Op Program which focuses on Internship/Co-Op Placement for Huskies. The Office of Career and Calling will also be moving into a dedicated space which will become a Career Center in the spring of 2017. The Office of Career and Calling projects these recent developments and new resources will increase utilization rates starting in the spring of 2017. Moreover, 85% of respondents reported their belief that their post-graduation occupation to be related to their degree and career goals and most indicated being satisfied with their post-graduation occupation.

Questions regarding this report can be directed to James Mable, Director of Career and Calling, 281-649-3513, jmable@hbu.edu, www.hbu.edu/careerandcalling

HUSKIES BY THE NUMBERS: Who responded to the survey?

The colleges represented in the summer of 2016 were the Dunham College of Business as well as the College of Education & Behavioral Services as they accounted for 77% of the responses.

Please indicate which college/school your major/degree is closely associated.

	Response Percent
Dunham College of Business	36%
School of Nursing & Allied Health	4%
College of Science & Mathematics	5%
School of Christian Thought	4%
College of Education & Behavioral Sciences	41%
School of Fine Arts	9%
School of Humanities	4%
The Honors College	1%

HUSKIES BY THE NUMBERS: What are your plans after college?

More than 70% of the graduates are either working or have been accepted to/seeking graduate school. The Office of Career and Calling projects that the number of unemployed is due to some of the students intending to seek graduate school choosing not to work during the transition from their undergraduate degree to their master/professional degree.

Which of the following choices accurately describe your post-graduation plans at this time? (Select all that apply)

Working: Employed-Full Time	69%
Working: Employed-Part Time	4%
Enrolling in/Seeking Graduate/Professional School	25%
Unemployed: Seeking employment	26%

POPULAR INDUSTRIES FOR HUSKIES

As indicated earlier, most of the respondents were from the College of Business and College of Education & Behavioral Sciences. Here are the top eight industries that were represented by August 2016 graduates from HBU:

1. Education (Private, Public, College, University) - 24 (37%)
2. Healthcare (Human Services, Social Work, Nursing, etc.) – 11 (17%)
3. Oil & Gas (Manufacturing, Utilities) – 9 (14%)
4. General Business (Automotive, Retail, Banking, Finance, Accounting,) – 9 (14%)
5. Non-Profit (Government, Criminal Justice, Ministry) – 6 (9%)
6. Real Estate (Commercial & Residential Construction) – 4 (6%)
7. Hotel/Restaurant Management – 3 (5%)
8. Entrepreneur – 1 (2%)

Please indicate which of the following industries your current employer is closely aligned?		
		Response Percent
Oil & Gas		9%
Banking/Finance		5%
Healthcare		11%
Higher Education (College/University)		8%
Public/Private School Education		29%
Residential/Commercial Construction		3%
Real Estate		3%
Retail		2%
Hotel/Restaurant Management		5%
Local/State/Federal Government		2%
Non-Profit		2%
Ministry/Church Services		5%
Accounting		5%
Entrepreneur		2%
Legal/Criminal Justice		2%
Human Services/Social Work		6%
Automotive		2%
Manufacturing		3%
Utilities		2%

Respondents were prompted to volunteer the name of their current employer after answering the question above. A significant number of graduates (eight) reported working at Houston Independent School District (8). HISD has been invited to Spring 2017 Career Fairs and is the first school district to conduct campus interviews. They would like to interview December & May graduates from the College of Education.

EMPLOYERS WHO HAVE HIRED AUGUST 2016 GRADUATES

- The Met
- Houston Independent School District
- Harris County CSCD
- Southwest Middle School
- C. E. King High School
- Fort Bend Independent School District
- Schlumberger
- Diggs Construction
- Salatta
- Walgreens
- Gulf Interstate Engineering
- BBVA COMPASS
- KIPP Houston
- Alief Independent School District
- Houston Baptist University
- The Kinkaid School (2)
- Kingsland Baptist Church
- Houston Community College
- United Health Group
- Michael Leanes Design LLC
- Cameron
- Courtyard by Marriott
- Harris Center for Mental Health and IDD

- **Harmony Public Schools**

SALARY INFORMATION FOR AUGUST 2016 GRADUATES

54% of respondents reported salaries above \$50,000 while 19% reported salaries between \$30,000-\$49,999 and 26% were making under \$30,000. There is also a belief that those who selected their employment status as part-time also chose \$1-\$29,999.

Please indicate your annual salary range for your current position.

	Response Percent
\$50,000-\$99,999 per year	54%
\$40,000-\$49,999 per year	8%
\$30,000-\$39,999 per year	11%
\$1-\$29,999 per year	26%

HUSKIES BY THE NUMBERS: Where will you be working after college?

An overwhelming 84% of respondents reported working in Harris County while 10% are working in Fort Bend County and 5% reported working outside of Greater Houston. These numbers reflect the fact that most students who attend Houston Baptist University are from the Houston area and intend to stay in the Houston area.

Please indicate the location of your place of employment.

	Response Percent
Houston/Harris County	84%
Fort Bend County	10%
Brazoria County	2%
Montgomery County	0%
Waller County	0%
Outside of Greater Houston	5%
Outside of the State of Texas	0%

HUSKIES BY THE NUMBERS: When did you start looking for your job?





A majority of August 2016 graduates either kept the same position prior to graduation or pursued a position while in college well in advance of graduation. According to the responses below, most graduates pursued positions prior to graduating while 8% pursued their position after graduation.

When did you begin to pursue your primary post-graduation occupation?

	Response Percent
Prior to graduation	33%
At or near graduation	3%
After graduation	8%
I have kept the occupation I held prior to graduation or have been promoted	39%
I have not yet sought and do not intend to seek a post-graduation occupation	3%





HUSKIES BY THE NUMBERS: Do you think your job is related to your degree and career goals?

85% of August 2016 graduates believe their post-graduation occupation is related to the degree they pursued at Houston Baptist University as well as their career goals.

<u>How related to your degree is your post-graduation occupation and career goals?</u>		Response Percent
Related		85%
Neither Related or Unrelated		3%
Unrelated		10%
Have not yet formed an opinion		2%

HUSKIES BY THE NUMBERS: Are you satisfied with your job?

73% of respondents reported being satisfied with their post-graduation occupation. 18% were either dissatisfied or haven't formed an opinion of their occupation at the time of the survey. 8% were indifferent regarding their level of satisfaction.

<u>How satisfied are you with your post-graduation occupation?</u>		Response Percent
Satisfied		73%
Neither satisfied or dissatisfied		8%
Dissatisfied		10%
Have not yet formed an opinion		8%

HUSKIES BY THE NUMBERS: Did you use Career and Calling's resources while attending HBU?

The Office of Career and Calling projects utilization numbers to increase starting with the December 2016 cohort as the University Leadership has recently made changes regarding Career Services Leadership as well as increased the number of staff and is in the process of relocating Career Services to a dedicated space in the Hinton Center which is a high traffic area and conducive to Career Services placement activities like Campus Interviews.

Please indicate if you utilized any of the following Career Services while enrolled at Houston Baptist University.
(Choose all that apply)

	Response Percent
Hire-A-Husky: Uploaded my resume	31%
Hire-A-Husky: Applied for an internship/work-study/part-time and/or full-time job in the system	15%
Attended HBU Career Fairs	19%
Resume/Mock Interview/Job Search/Career Counseling Appointments	10%
Attended On-Campus Interviews	2%
Applied for a position sent to me from the Office of Career and Calling	5%
The Office of Career and Calling assisted me in finding employment	3%
I have followed the HBU Career Roadmap	2%
I have never used services offered by the Office of Career and Calling	49%
Other, please specify <input type="button" value="view"/>	7%

HUSKIES BY THE NUMBERS: What/who influenced your knowledge of Christianity?

70% of respondents reported that academic courses and their professors influenced what they learned about Christianity. Just 10% reported the weekly convocation as an influence on their knowledge of Christianity. Fellow classmates and friends were also a great influence as 31% have indicated.

Please select which of the following allowed you to better apply what you learned about Christianity in and out of the classroom to your daily life. Select all that apply:

	Response Percent
Academic Courses	36%
Baptist Student Ministries	2%
Campus Service Day	5%
Church Leadership Internships	0%
CLW Events	7%
Convocation	10%
HBU Rec Team	0%
Guest Speakers	14%
Ministry Leadership Council	0%
Bible Studies on campus	2%
Para Church Groups: Navigators, CRU, FCA	0%
Professors	34%
Quest/Fuego and other student led worship services	2%
Residence Life Events	2%
Staff	20%
Students/Friends	31%
Theology/Apologetics Conferences	2%
None of the Above	25%
Other, please specify <input type="button" value="view"/>	3%

HUSKIES BY THE NUMBERS: How do you want to be involved with HBU as an alumnus?

Nearly 50% of respondents reported interest in participating in the annual Homecoming festivities including the HBU Husky Hustle 5K Run/Walk. 73% of respondents are interested in Alumni Association events and HBU Career Fairs. 65% would be interested in alumni networking events on or off campus.

Which of the following would motivate you to engage/get involved as an alumnus with Houston Baptist University?

	Response Percent
Athletic Event	24%
Academic Lecture	22%
Alumni Networking Event- on campus	34%
Alumni Networking Event- off campus	31%
HBU Career Fairs	32%
Visiting Former Professor	41%
Visiting Staff Member	10%
Homecoming Game/Weekend	24%
HBU Husky Hustle 5K Run/Walk	24%
Class Reunion	42%
Spirit of Excellence Gala	20%
HBU Alumni Association Event	41%

Question regarding this report can be directed to James Mable, Director of Career and Calling, 281-649-3513, jmable@hbu.edu, www.hbu.edu/careerandcalling

RESULTS NOT FINAL